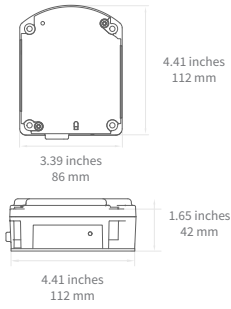


A unique, innovative and scalable technology to monitor industrial machines regardless of design or age.

A TURNKEY SOLUTION	<p>AsystemSentinel is an intelligent, multi-sensor device that captures and analyzes the signals from equipment and autonomously communicates the results to a secured, private cloud server via wireless LoRa (LongRange) network. It provides real-time status of each monitored equipment and alerts in case of anomalies. All the collected data are available from a visualization platform that can be consulted on all media. The AsystemSentinel device is managed remotely through the same visualization platform.</p>	
	 <p>AsystemSentinel device works on motors, pumps & valves + Gateway + Cloud Services + Visualization platform</p>	

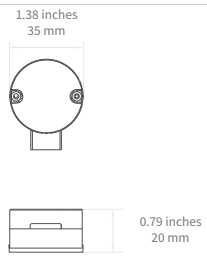
SPECIFICATIONS	
WEIGHT	1.10 lbs, 500g (with battery)
MOUNTING	Very high bonding adhesive qualified by Asystem Other mounting option, contact us
SENSORS	Monitoring Vibration analysis : Typical Bandwidth 2Hz to 1750 Hz Sampling rate : 4.5 kHz Full scale range +/- 16g Typical RMS noise : 7 mg Nonlinearity : +/- 0.5 % Acoustic analysis: Typical Bandwidth 70 kHz Sampling rate : 180 kHz (120 db SPL) Signal-to-Noise : 64.3 dB Total Harmonic Distortion : 0.20% Surface temperature : -40 °C to + 80 °C -40°F to + 176°F Ambient temperature: 0 to 58°C .
	AsystemAdvisor applicability Rotating machines from 300 RPM. For other use cases contact us.
	Synchronization (Option) Current input 4-20 mA (max. 0-30 mA) Wet Contact (On / Off) - Maximum 24V
	Other sensors⁽¹⁾ Contact us for other sensor integration on project basis (temperature probe or other).
CONNECTIVITY	LoRa wireless network (Long Range) via private or public LoRaWAN
MEASUREMENTS	Statistical (RMS, Peak, Kurtosis) or Frequency domain (FFT Zoom) Periodicity adjustable down to 1 minute in good radio condition. Measurement can be set upon a wake up event
COMMUNICATION	Bidirectional between devices and server Maximum TX Power : +14 dBm Modulation : LoRa
POWER	4xAA lithium batteries up to 10 years autonomy. (typical at 1 measurement per hour)
ENVIRONMENT	Working temperature : Device : -40°C to +58°C (-40°F to + 136°F) Extension Probe : -40°C to 80°C (-40°F to +176°F) Relative Humidity : Designed for outdoor use
CASING	IP 66

AsystemSentinel BI-DLX



4.41 inches / 112 mm (height)
3.39 inches / 86 mm (width)
1.65 inches / 42 mm (depth)

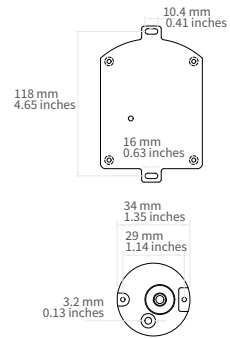
Extension Probe



1.38 inches / 35 mm (width)
0.79 inches / 20 mm (depth)

The length of the cable between the device and the extension probe is 50 cm.

Optional pads for secured mounting with adhesives + screws



118 mm / 4.65 inches (length)
10.4 mm / 0.41 inches (width)
16 mm / 0.63 inches (hole diameter)
34 mm / 1.35 inches (total width)
29 mm / 1.14 inches (inner width)
3.2 mm / 0.13 inches (hole offset)

PRODUCT REFERENCE

PREDICTIVE DEVICE (ASYSTOMSENTINEL)

BI-DLX-1xx-xx

Part of this product reference relates to internal information.

LORA VERSIONS BY REGIONS

Ref.	Model	Frequency	Region
0	EU868	863-870 MHz	Europe, MEA
1	US915	902-928 MHz	North & South America
2	AS923	923 MHz	Asia Pacific
3	AU915	915-928 MHz	Brazil, Peru, Australia
(1)			Other


ADDITIONAL VERSIONS⁽¹⁾

0	Standard
3	Current input 4-20 mA (max. 0-30 mA) Wet Contact (On / Off) - Maximum 24V

ASYSTOMSENTINEL INTELLIGENT DEVICE

¹ Contact us for more information.

ADDITIONAL ASYSTOMSENTINEL MODELS

		STANDARD FEATURES
MODELS	BX-DLX ()	Vibration analysis Acoustic analysis Contact temperature Battery life extension Extension probe

CERTIFICATIONS

The marking on the product certifies that the product conforms to the following guidelines. A copy of the certificate can be provided upon request.



Rated voltage and maximum current



Waste management (WEEE)

REFERENCE	DESCRIPTION
2011/65/EU	Restriction of hazardous substances (RoHS)
2012/19/EU	Waste of electrical & electronic (WEEE)
2014/30/EU	Electromagnetic compatibility (EMC)
2014/53/EU	Radio Equipment (RED)
ETSI CEI 61010-1	Safety requirements for electrical equipment for measurement, control, and laboratory use