

860MHz - 870MHz 6dBi Omni-Directional Outdoor Antenna



**Applications:**

- 860MHz - 870MHz Frequency Band
- IEEE 802.22 WRAN
- Point to Point Bridge
- Multipoint Application
- Bluetooth
- Public Wireless Hotspot
- Wireless Video Systems

**Features:**

- Superior performance
- The Weight is light
- Good appearance designs
- DC Short lightning protection
- Includes tilt and swivel mast mount brackets
- RoHS Compliant

Model:	OA-868M06-NF	-3db Beamwidth:	Horz.360 deg Vert.25 deg
LxWxH:	1095x70x50mm	N.W.:	0.58 KG
Connector:	N-Female	Frequency:	860MHz-870MHz
Styling:	Dipole Array	Polarization:	Vertical
Gain:	6dBi	Max Power (C.W):	50W

### Electrical Specifications

Frequency Range	860MHz to 870MHz
V.S.W.R	AVG 1.5 :1
Antenna Type	Collinear
Radiation	Omni Directional
Gain (MAX)	6 dBi
Polarization	Vertical
Maximum Power	50 Watts
Vertical Beamwidth	25 Deg
Horizontal Beamwidth	360 Deg
Impedance	50 Ohm
Antenna Design	Dipole Array
Internal Material	Copper
Connector	N-Female

### Mechanical Specifications

Length (MAX)	1095+/-5 mm
Diameter (MAX)	70 x 55mm
Antenna Weight (G.W)	586 g
Accessories (G.W)	70 g
Application	Indoor / Outdoor
Radome Material	White Fiberglass
Parts Material	Aluminum
Mount Style	Pole Mount / Wall Mount
Mounting	Stainless Steel
Wind Survival	Greater than 150MPH
Storage Temperature	-20 to +80
Operating Temperature	-20 to +60
Operating Humidity	10%~80% non-condensing
Storage Humidity	5%~80% non-condensing
Safety, Emission and other	CE, FCC, RoHS

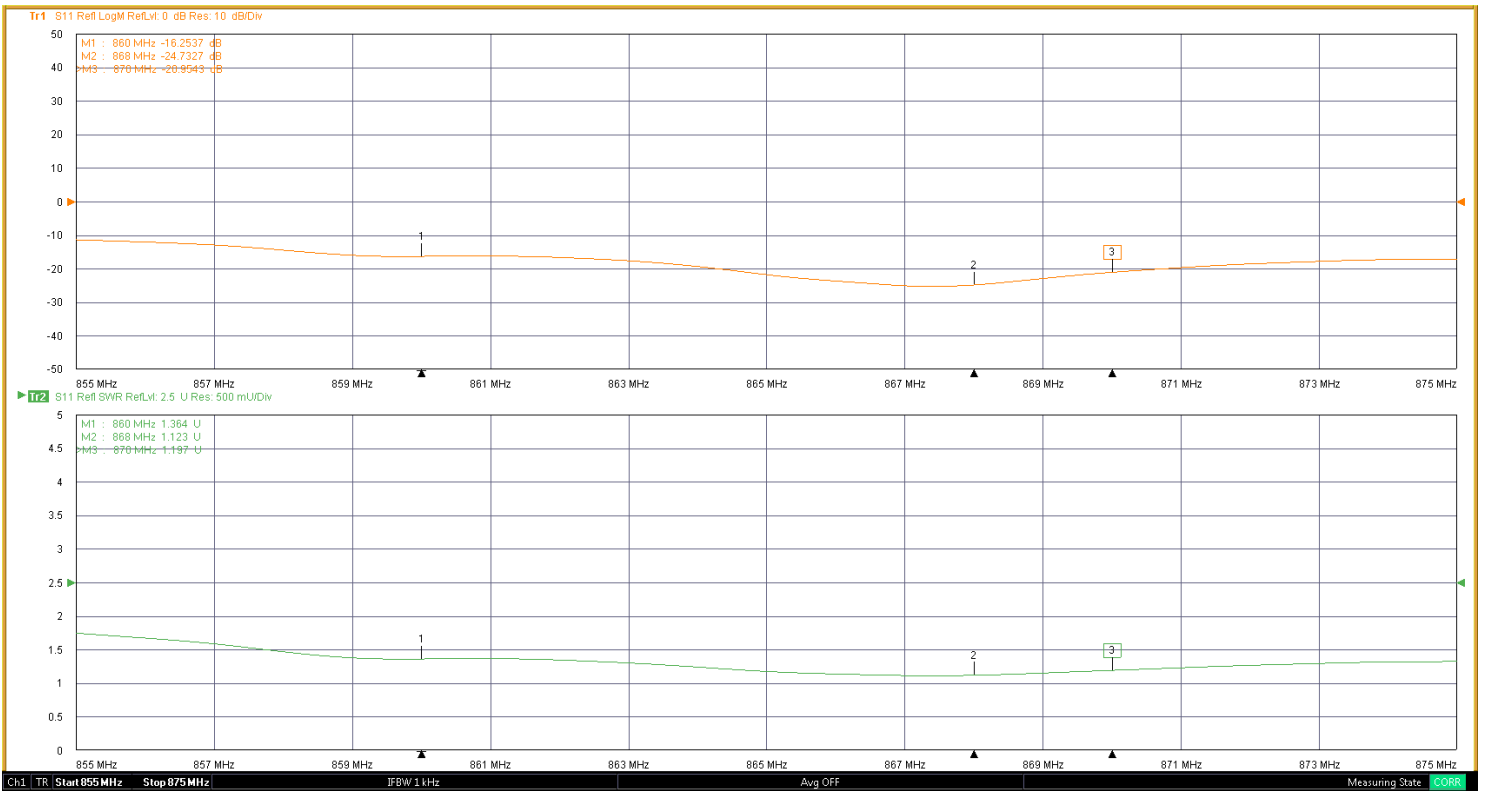


1MHz to 70GHz Antenna R&D. Manufacturing. OEM. ODM  
Meet Various International Standards  
High-Quality Made in Taiwan Antenna Products

# Network Analyzer Test Report

Test Equipment	Agilent 8720ET 50MHz-20.5GHz
Test Equipment Cable	Agilent 60cm SMA Male to SMA Male
RF connector Adapter	Agilent SMA-Female to N-Male DC~18GHz
Correction	85052D-DC-26.5Ghz
Test Model	OA-868M06-NF
Test Port	S11


## V.S.W.R




## RF Chamber Test Report

Test Equipment	Agilent 8720ET 50MHz-20.5GHz
Chamber	14M(L) X 7M(D) X 7M(H)
Test Frequency	860MHz - 870MHz
Test Antenna	FT-RF HA-07M18G-NF

### Vertical Pattern Photos

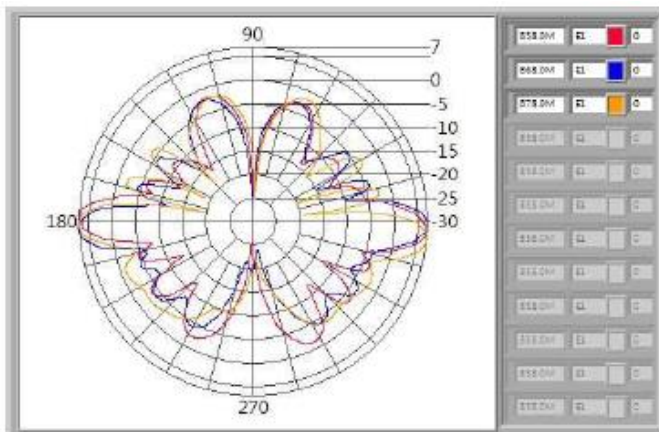


### Horizontal Pattern Photos



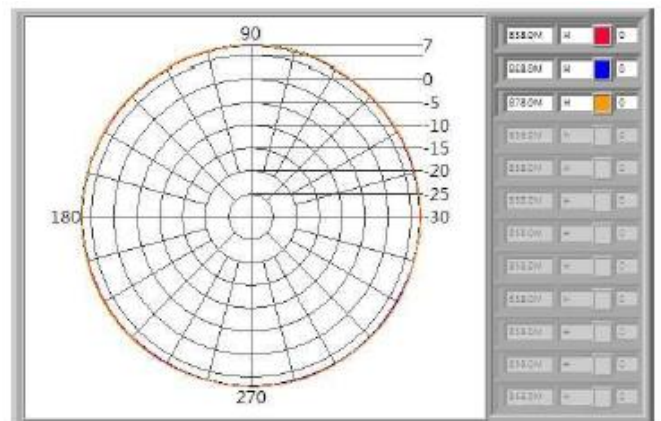
### Vertical Pattern

E-plane co-pol ----- 3dB beamwidth= 25 Deg



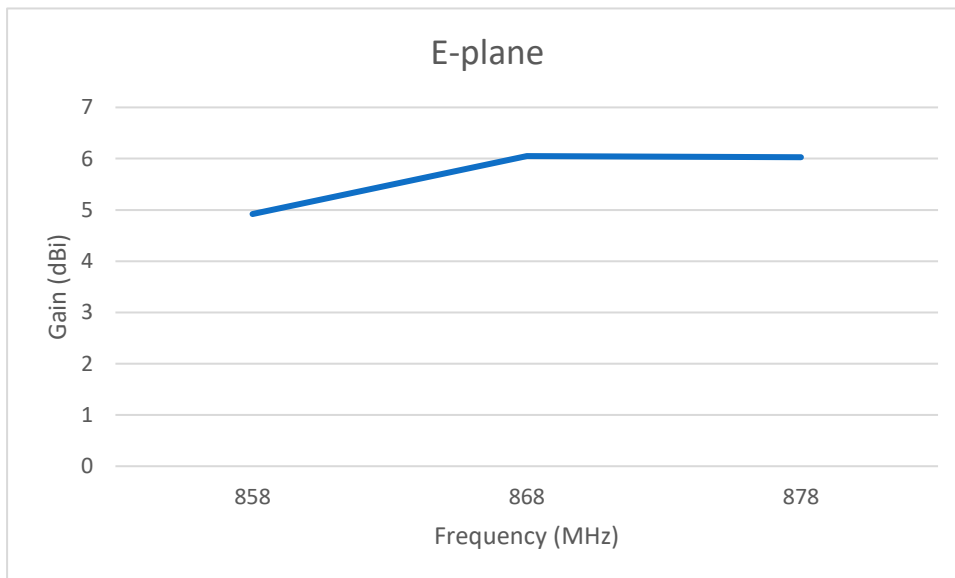
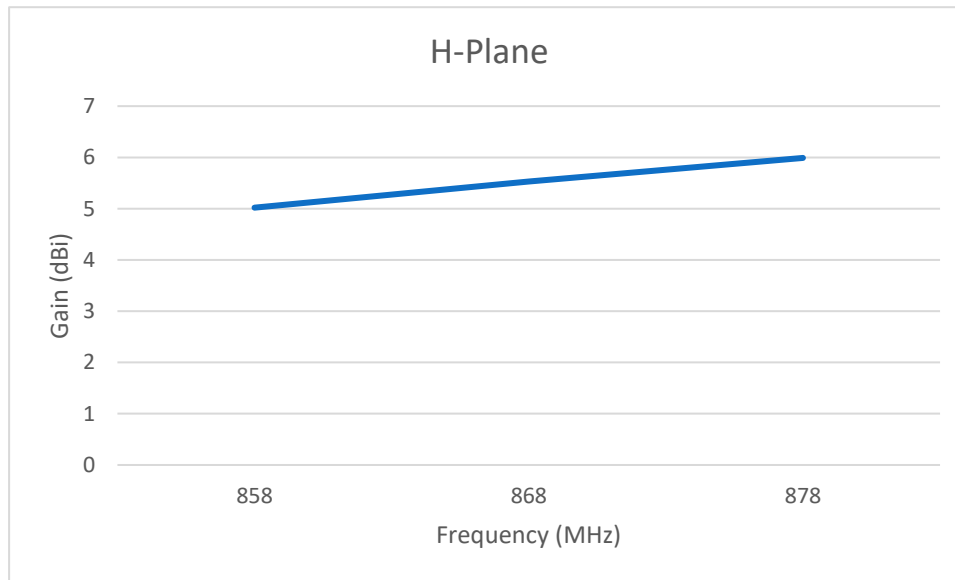
### Horizontal Pattern

H-plane co-pol ----- 3dB beamwidth=360 Deg



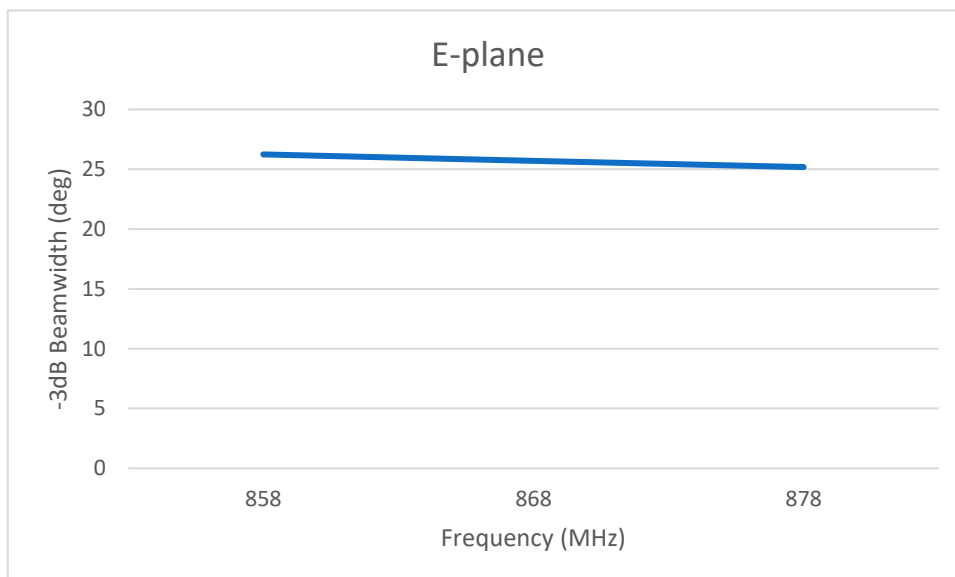
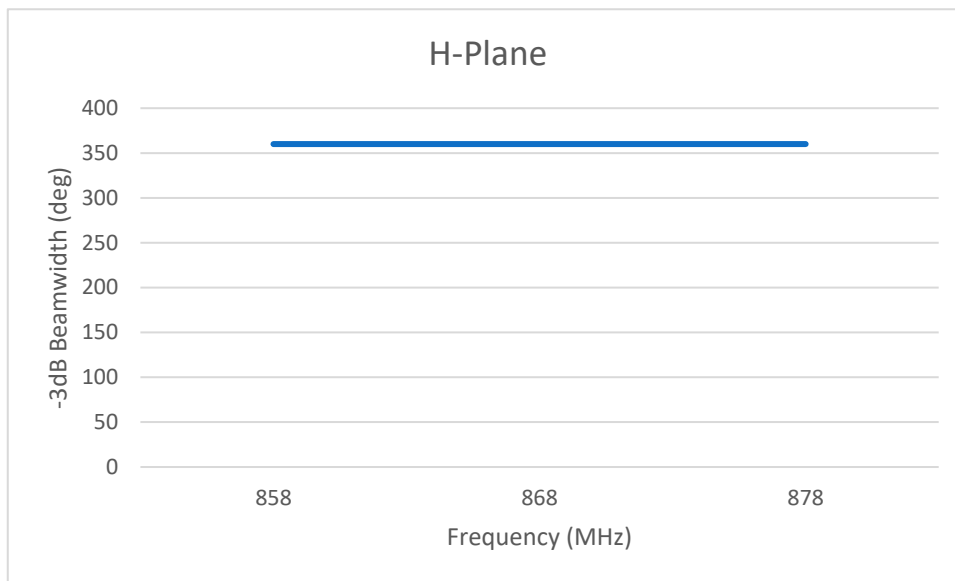
## Antenna Gain Curve

Frequency (Mhz)	H-Plane	E-plane
	Gain (dBi)	Gain (dBi)
858	5.02	4.92
868	5.53	6.05
878	5.99	6.03

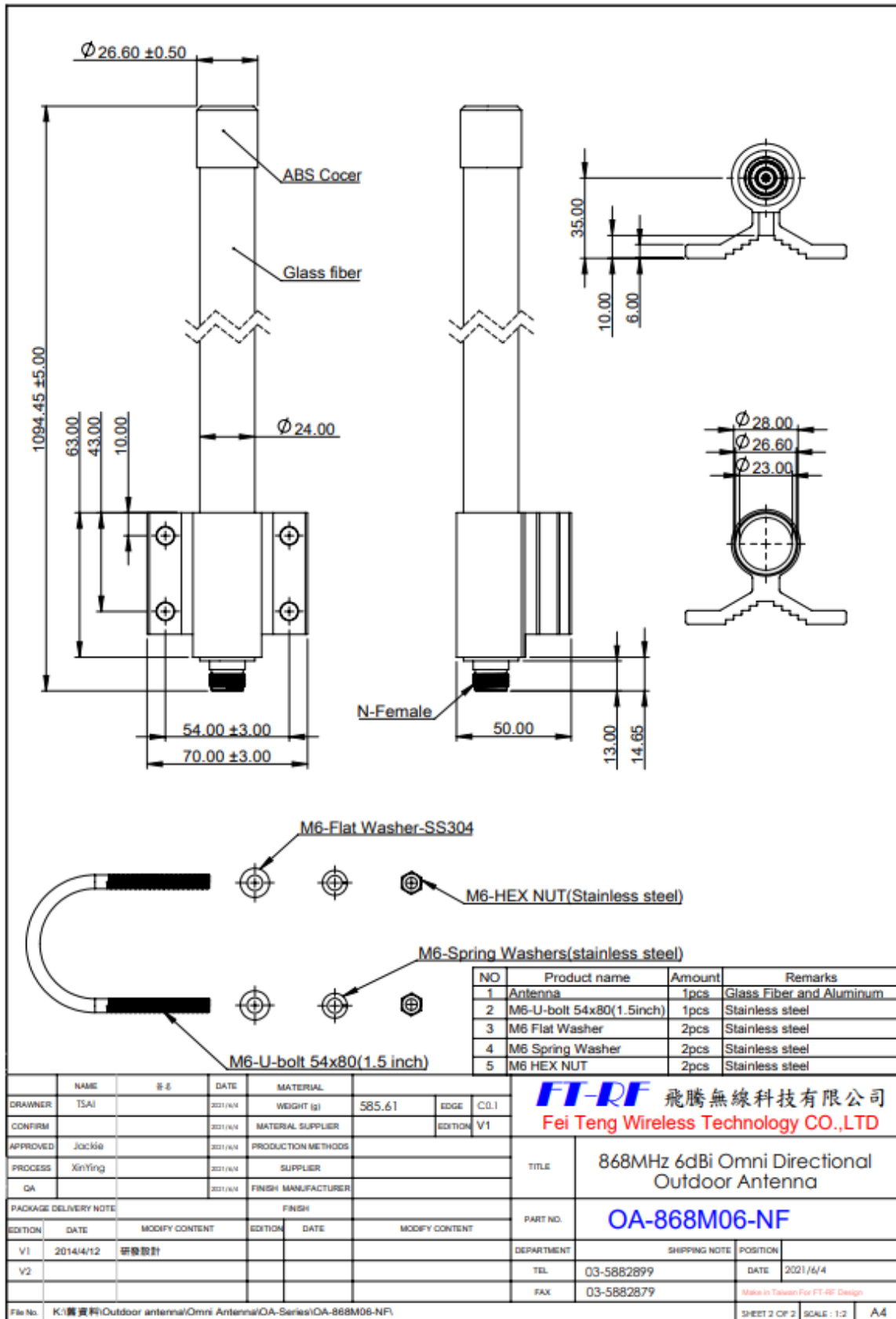


## Antenna -3dB Beam-width Curve

Frequency (MHz)	H plane (deg)	E plane (deg)
858	360	26.24
868	360	25.7
878	360	25.18
AVG	360	25.71



Antenna Dimensions



Packing List & Label List

		1 Set Packing	
		Antenna	
		Stainless steel "U type" screw	
		M6 Stainless steel screw mat slice M6	
		Stainless steel screw	
		Waterproof tape	
		Carton(10pcs)	
ITEM NO.		OA-868M06-NF 10 set	
Q'TY		10 PCS	
G. W.		11.3 KG	
N. W.		5.8 KG	
CARTON			
1 set carton Label		Antenna Label	
Size	50 x 80 mm(white)	Size	30 x 50 mm(blue)
Customer:	Manufacture Data: yy/mm/dd	OA-868M06-NF 860MHz - 870MHz 6dBi Omni-Directional Outdoor Antenna	
Customer Mode:			
Order Number:			
Weight:	kg		
Carton:	Box		
Amount:	Pcs		
Paste Position		Paste Position	
			



## RoHs and WEEE Status (RoHs and WEEE Compliance)

Certificate of Compliance

Date:

To: Whom It May Concern

FT-RF hereby certifies that product:

Model	Product
OA-868M06-NF	860MHz - 870MHz 6dBi Omni-Directional Outdoor Antenna

Is in conformance with the requirements of the European RoHS Directive 2011/65/EU and the European WEEE Directive 2012/19/EU, all materials referenced therein are in concentrations below the maximum allowable levels specified. Products manufactured by FT-RF bear the CE marking and have FCC certificate. FT-RF has been assessed and found to be in accordance with the requirements of ISO 14001:2015 and ISO 9001:2015 standards, scope of Design and Manufacture of Antenna.

Our statements in this letter regarding RoHS and WEEE compliance do not extend to, or apply to any product subjected to unintended contamination, misuse, neglect, accident, improper installation, or to use in violation of instructions furnished by FT-RF.

Sincerely,

FT-RF (Fei Teng Wireless Technology CO., LTD)

The information contained in this letter is being provided for informational purposes only and to clarify certain information concerning FT-RF products. Nothing provided in this letter is:

- (1) a representation, warranty, or agreement to indemnification by FT-RF.
- (2) a statement which may form the basis of reliance by FT-RF,
- (3) a modification of any of the terms and conditions of sale agreed to in writing between FT-RF and its customers with respect to any FT-RF products, whether previously sold or to be sold in the future.